

WEIGHTS AND MEASURES IN AGRICULTURE



**National Conference on Weights and Measures
Interim Meeting
San Antonio, TX
January 11, 2017**


Panel Members:

**Kristin Macey, California
Steve Giguere, Maine
Ron Hayes, Missouri
Ken Tichota, Nebraska
Steven Benjamin, North Carolina
Stacey Schofield, USDA
Stuart Stnard, Texas**



AGRICULTURE THEN:

First U.S. Industry Stakeholder Group



AGRICULTURE NOW: A Vibrant, Changing Industry



TRENDS



LAWS



FARM TO FUEL



COMMUNITY SUPPORTED AGRICULTURE



ORGANIC FARMING



TECHNOLOGY

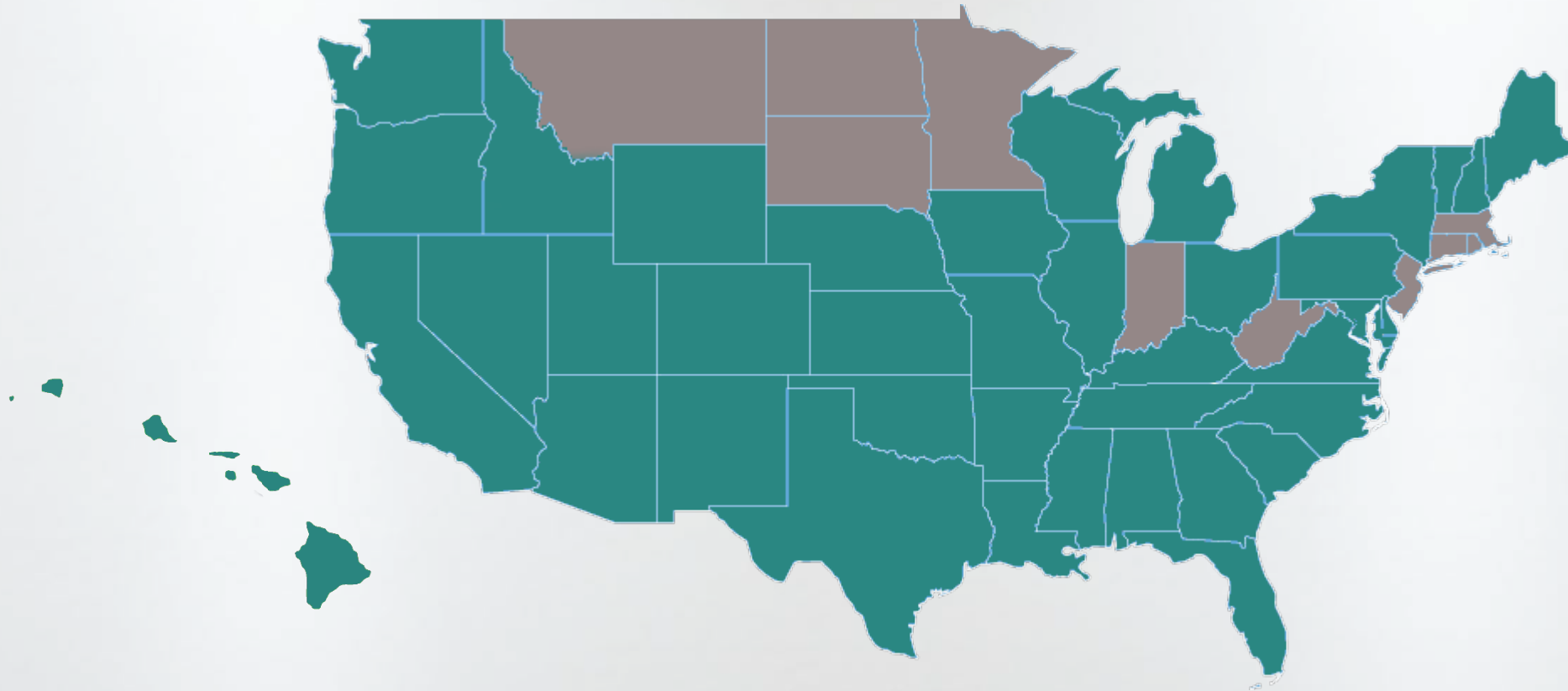


NEW AGRICULTURAL PRODUCTS

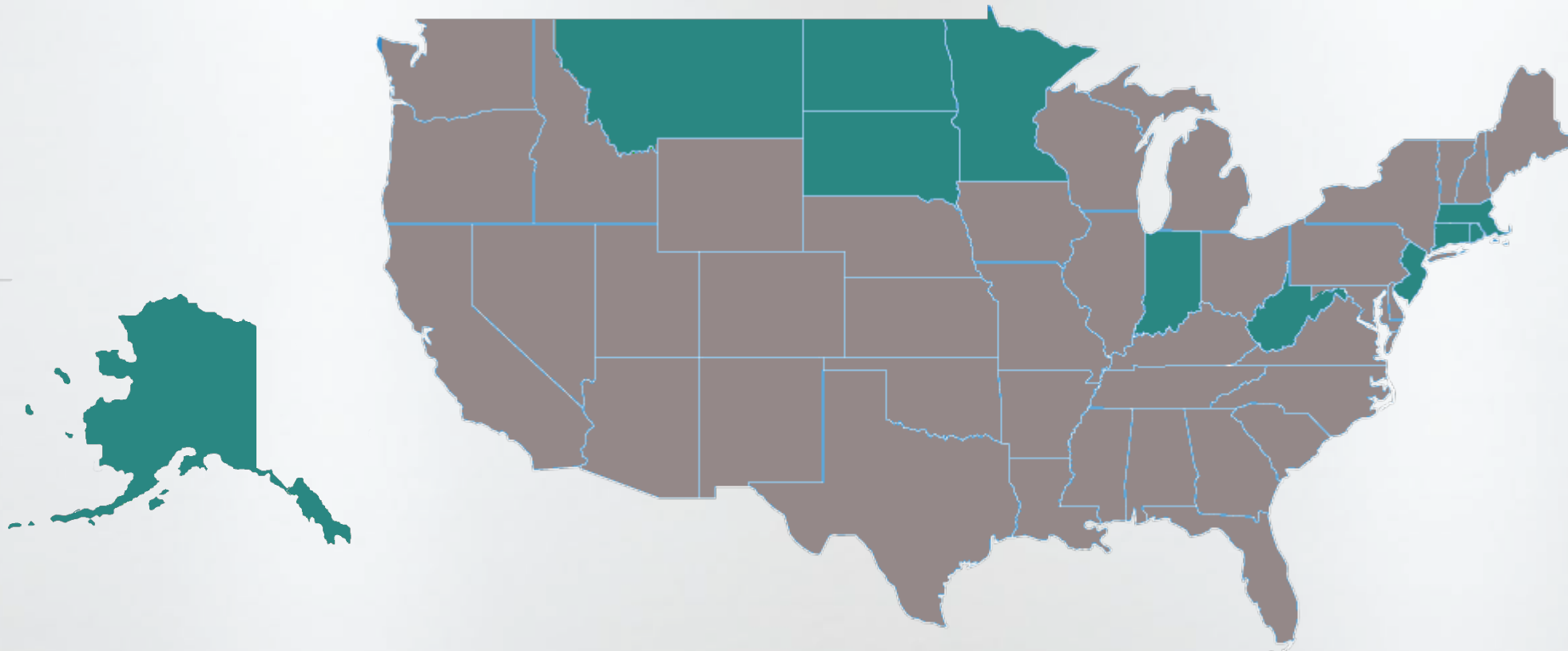
**97% of 2.2 MILLION FARMS in U.S.
ARE FAMILY BUSINESSES**



39 STATE AGRICULTURE DEPARTMENTS INCLUDE WEIGHTS AND MEASURES PROGRAMS





11 WEIGHTS AND MEASURES PROGRAMS ARE NOT HOUSED WITHIN STATE AGRICULTURE DEPARTMENTS




AK, CT, IN, MA, MN, MT, NJ, ND, SD, RI, WV

FARM TO FORK: WHO IS THE CONSUMER?



PRODUCERS



PROCESSORS



DISTRIBUTORS




RETAILERS



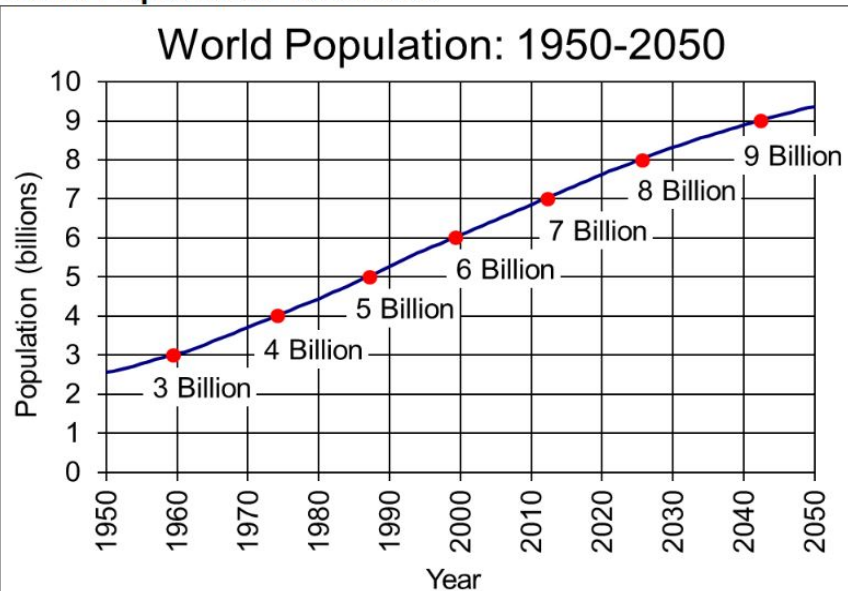
PUBLIC

Weekly Household Grocery Expenses 2016: \$107.34



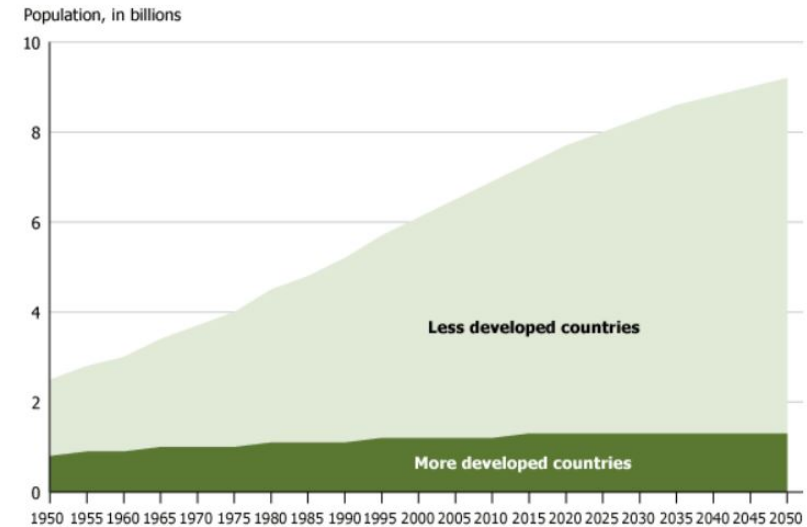
HOW MANY NEED FOOD?

International Data Base
World Population: 1950-2050



Source: U.S. Census Bureau, International Data Base, August 2016 Update.

World Population Growth, 1950-2050



Source: United Nations Population Division, *World Population Prospects, The 2008 Revision*.

WHO FEEDS THE WORLD?



**U.S. - THIRD PLACE FOR TOTAL
OUTPUT BUT WORLD'S LARGEST
FOOD EXPORTER**



**CHINA AND INDIA - PRODUCE MORE FOOD BUT
CONSUME MORE OF THEIR OWN PRODUCTS**



TOP US EXPORTS

