National Type Evaluation Program

NTEP Certificate of Conformance
What matters and what does not.

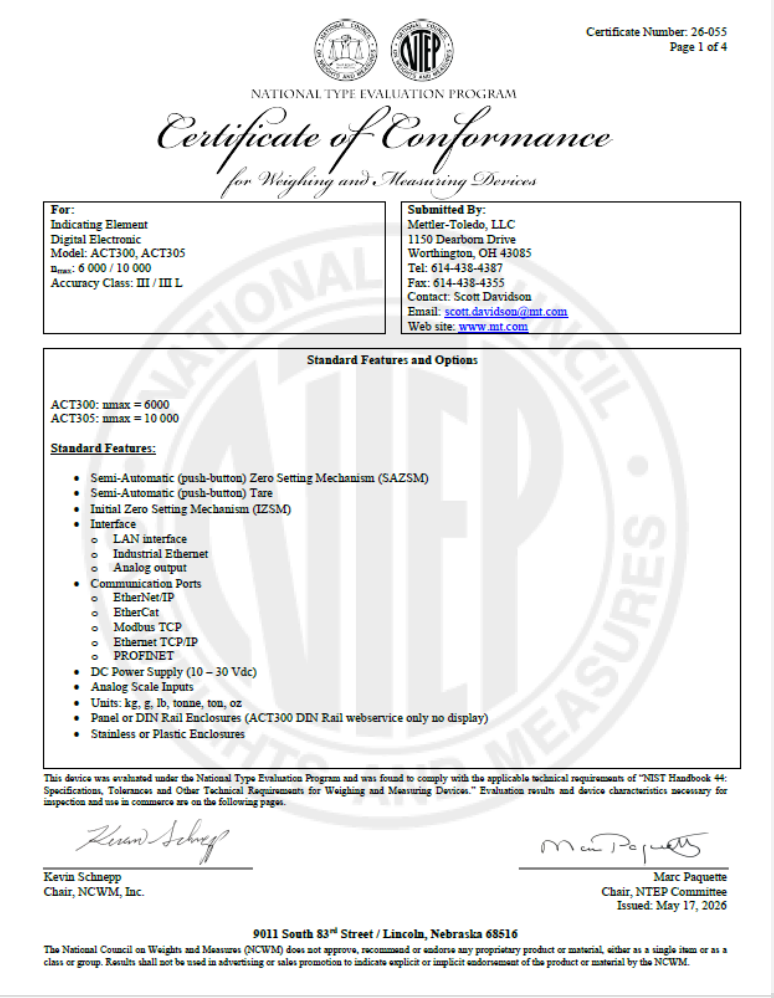

Certificate Number: 26-055
Page 1 of 4

NATIONAL TYPE EVALUATION PROGRAM

Certificate of Conformance

for Weighing and Measuring Devices

For:
Indicating Element
Digital Electronic
Model: ACT300, ACT305
n_{max}: 6 000 / 10 000
Accuracy Class: III / III L

Submitted By:
Mettler-Toledo, LLC
1150 Dearborn Drive
Worthington, OH 43085
Tel: 614-438-4387
Fax: 614-438-4355
Contact: Scott Davidson
Email: scott.davidson@mt.com
Web site: www.mt.com

Standard Features and Options

ACT300: nmax = 6000
ACT305: nmax = 10 000

Standard Features:

- Semi-Automatic (push-button) Zero Setting Mechanism (SAZSM)
- Semi-Automatic (push-button) Tare
- Initial Zero Setting Mechanism (IZSM)
- Interface
  - LAN interface
  - Industrial Ethernet
  - Analog output
- Communication Ports
  - EtherNet/IP
  - EtherCat
  - Modbus TCP
  - Ethernet TCP/IP
  - PROFINET
- DC Power Supply (10 – 30 Vdc)
- Analog Scale Inputs
- Units: kg, g, lb, tonne, ton, oz
- Panel or DIN Rail Enclosures (ACT300 DIN Rail webservice only no display)
- Stainless or Plastic Enclosures

This device was evaluated under the National Type Evaluation Program and was found to comply with the applicable technical requirements of "NIST Handbook 44: Specifications, Tolerances and Other Technical Requirements for Weighing and Measuring Devices." Evaluation results and device characteristics necessary for inspection and use in commerce are on the following pages.

Kevin Schnepp
Chair, NCWM, Inc.

Marc Paquette
Chair, NTEP Committee
Issued: May 17, 2026

9011 South 83rd Street / Lincoln, Nebraska 68516

The National Council on Weights and Measures (NCWM) does not approve, recommend or endorse any proprietary product or material, either as a single item or as a class or group. Results shall not be used in advertising or sales promotion to indicate explicit or implicit endorsement of the product or material by the NCWM.

NTEP Certificate of Conformance For Section

A Certificate of Conformance or CC consists of up to 14 parts, however, there are 6 parts that are very useful when performing field inspections:

1. "For:"



Certificate Number: 26-055
Page 1 of 4

NATIONAL TYPE EVALUATION PROGRAM

Certificate of Conformance

for Weighing and Measuring Devices

For:
Indicating Element
Digital Electronic
Model: ACT300, ACT305
n_{max}: 6 000 / 10 000
Accuracy Class: III / III L

Submitted By:
Mettler-Toledo, LLC
1150 Dearborn Drive
Worthington, OH 43085
Tel: 614-438-4387
Fax: 614-438-4355
Contact: Scott Davidson
Email: scott.davidson@mt.com
Web site: www.mt.com

Standard Features and Options

ACT300: nmax = 6000
ACT305: nmax = 10 000

Standard Features:

- Semi-Automatic (push-button) Zero Setting Mechanism (SAZSM)
- Semi-Automatic (push-button) Tare
- Initial Zero Setting Mechanism (IZSM)
- Interface
  - LAN interface
  - Industrial Ethernet
  - Analog output
- Communication Ports
  - EtherNet/IP
  - EtherCat
  - Modbus TCP
  - Ethernet TCP/IP
  - PROFINET
- DC Power Supply (10 – 30 Vdc)
- Analog Scale Inputs
- Units: kg, g, lb, tonne, ton, oz
- Panel or DIN Rail Enclosures (ACT300 DIN Rail webservice only no display)
- Stainless or Plastic Enclosures

This device was evaluated under the National Type Evaluation Program and was found to comply with the applicable technical requirements of "NIST Handbook 44: Specifications, Tolerances and Other Technical Requirements for Weighing and Measuring Devices." Evaluation results and device characteristics necessary for inspection and use in commerce are on the following pages.

Kevin Schnepp
Chair, NCWM, Inc.

Marc Paquette
Chair, NTEP Committee
Issued: May 17, 2026

9011 South 83rd Street / Lincoln, Nebraska 68516

The National Council on Weights and Measures (NCWM) does not approve, recommend or endorse any proprietary product or material, either as a single item or as a class or group. Results shall not be used in advertising or sales promotion to indicate explicit or implicit endorsement of the product or material by the NCWM.

NTEP Certificate of Conformance For Section

The two examples of the "For" section to the right are for an indicating element and a computing scale. The first line is the device type, and the second line is the qualifier.

Certificates list model names in two different methods. If a table is placed in the certificate, then Series is usually used as seen in the Computing Scale "For" section and the individual model names will be listed in the table. If Series is not used, then each model name will be listed after the "Model:" placeholder in the for box.

The device Accuracy Class, Nmax, emin and capacity or minimum and maximum volume or dimensions could be listed depending on device type. This is also the location of the Software version number or metrological software version number

For:
Indicating Element
Digital Electronic
Model: ACT300, ACT305
n_{max}: 6 000 / 10 000
Accuracy Class: III / III L

For:
Computing Scale
Digital Electronic
Model: GT Series (see below)
Metrological Software Version 1.202.205 or lower
n_{max}: 5000
e_{min}: Multiple Range 0.005 lb/0.002 kg, Single Range 0.01 lb/ 0.005 kg
Capacity: Multiple Range 12 (30) lb x 0.005 (0.01) lb, 6 (15) kg x 0.002 (0.005) kg, Single Range 50 lb, 30 lb, 25 kg, 15kg
Accuracy Class: III

NTEP Certificate of Conformance Submitted By Section

A Certificate of Conformance or CC consists of up to 14 parts, however, There are 6 parts that are very useful when performing field inspections.

1. "For:" box
2. **"Submitted By:"**

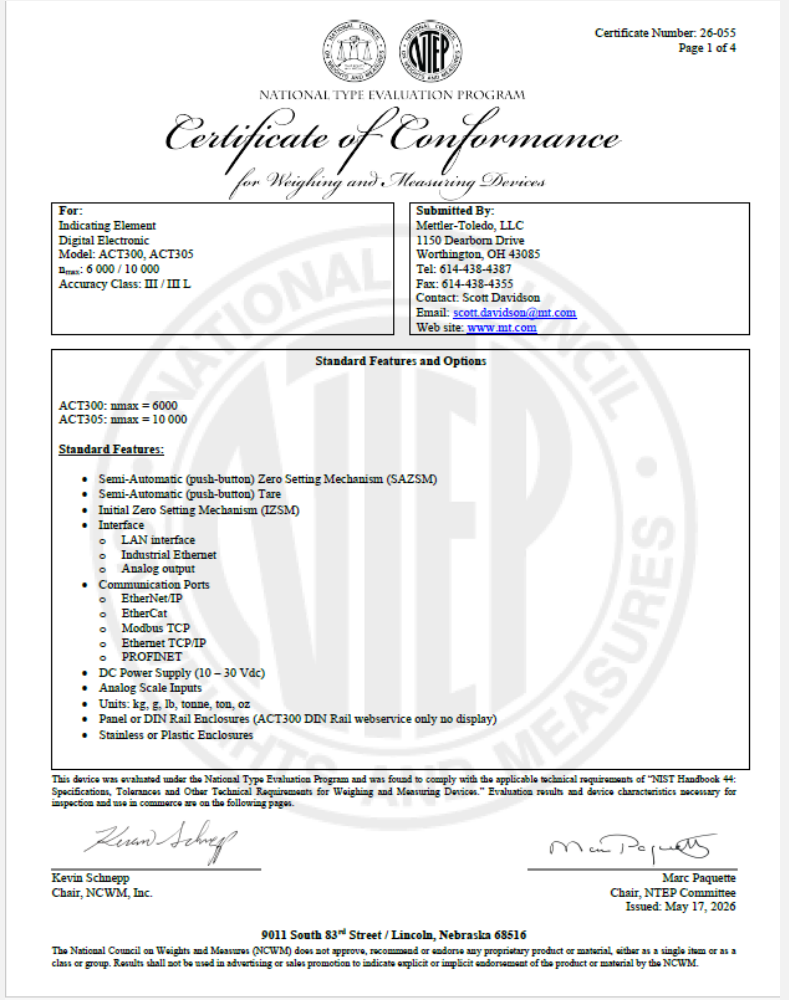

Certificate Number: 26-055
Page 1 of 4

NATIONAL TYPE EVALUATION PROGRAM

Certificate of Conformance

for Weighing and Measuring Devices

For:
Indicating Element
Digital Electronic
Model: ACT300, ACT305
n_{max}: 6 000 / 10 000
Accuracy Class: III / III L

Submitted By:
Mettler-Toledo, LLC
1150 Dearborn Drive
Worthington, OH 43085
Tel: 614-438-4387
Fax: 614-438-4355
Contact: Scott Davidson
Email: scott.davidson@mt.com
Web site: www.mt.com

Standard Features and Options

ACT300: nmax = 6000
ACT305: nmax = 10 000

Standard Features:

- Semi-Automatic (push-button) Zero Setting Mechanism (SAZSM)
- Semi-Automatic (push-button) Tare
- Initial Zero Setting Mechanism (IZSM)
- Interface
  - LAN interface
  - Industrial Ethernet
  - Analog output
- Communication Ports
  - EtherNet/IP
  - EtherCat
  - Modbus TCP
  - Ethernet TCP/IP
  - PROFINET
- DC Power Supply (10 – 30 Vdc)
- Analog Scale Inputs
- Units: kg, g, lb, tonne, ton, oz
- Panel or DIN Rail Enclosures (ACT300 DIN Rail webservice only no display)
- Stainless or Plastic Enclosures

This device was evaluated under the National Type Evaluation Program and was found to comply with the applicable technical requirements of "NIST Handbook 44: Specifications, Tolerances and Other Technical Requirements for Weighing and Measuring Devices." Evaluation results and device characteristics necessary for inspection and use in commerce are on the following pages.

Kevin Schnepp
Chair, NCWM, Inc.

Marc Paquette
Chair, NTEP Committee
Issued: May 17, 2026

9011 South 83rd Street / Lincoln, Nebraska 68516

The National Council on Weights and Measures (NCWM) does not approve, recommend or endorse any proprietary product or material, either as a single item or as a class or group. Results shall not be used in advertising or sales promotion to indicate explicit or implicit endorsement of the product or material by the NCWM.

NTEP Certificate of Conformance Submitted By Section

Global Examples of contact information

Submitted By:
Circle T Farm and Ranch Equipment
2881 County Road 458
Hawley, TX 79525
Tel: 325-206-2273
Contact: Cornelius Thiessen
Email: circletranch23@icloud.com

Submitted By:
Block, Inc.
1955 Broadway Suite 600
Oakland CA 94612
Tel: (855) 700-6000
Contact: Square-Scales
Email: square-scales@squareup.com
Website: www.squareup.com

Submitted By:
Locosc NingBo Precision Technology Co., Ltd.
No. 137 ZhenYong Road
Ningbo, Zhejiang 315021
China
Tel: 0086 574 87233088
Contact: Minghai Lu
Email: luminghai@locosc.com
Web Site: http://www.locosc.com

Submitted By:
Società Cooperativa Bilanciai Campogalliano
Via Ferrari, 16
Campogalliano Italy 41011
Tel: 39 3487302070
Fax: 39 059 527079
Contact: Zanetti Massimo
Email: m.zanetti@coopbilanciai.it
Web site: www.coopbilanciai.it

NTEP Certificate of Conformance Standard Features and Options

A Certificate of Conformance or CC consists of up to 14 parts, however, There are 6 parts that are very useful when performing field inspections.

1. "For:" box
2. "Submitted By:"
3. **"Standard Features and Options"**

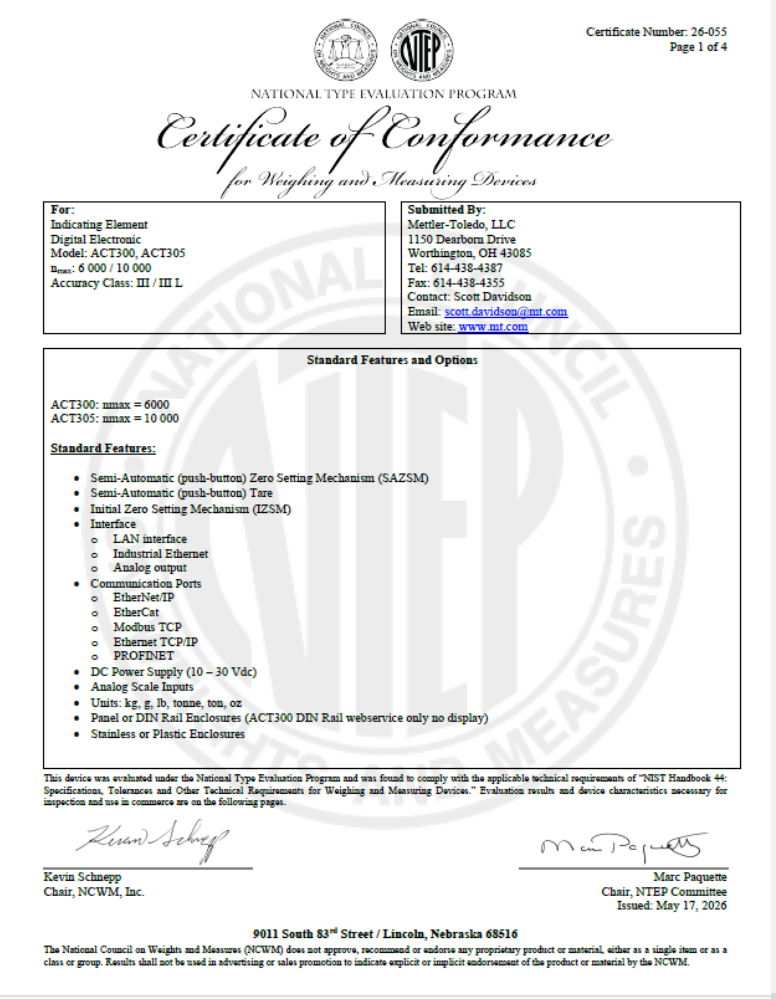

Certificate Number: 26-055
Page 1 of 4

NATIONAL TYPE EVALUATION PROGRAM

Certificate of Conformance

for Weighing and Measuring Devices

For:
Indicating Element
Digital Electronic
Model: ACT300, ACT305
n_{max}: 6 000 / 10 000
Accuracy Class: III / III L

Submitted By:
Mettler-Toledo, LLC
1150 Dearborn Drive
Worthington, OH 43085
Tel: 614-438-4387
Fax: 614-438-4355
Contact: Scott Davidson
Email: scott.davidson@mt.com
Web site: www.mt.com

Standard Features and Options

ACT300: nmax = 6000
ACT305: nmax = 10 000

Standard Features:

- Semi-Automatic (push-button) Zero Setting Mechanism (SAZSM)
- Semi-Automatic (push-button) Tare
- Initial Zero Setting Mechanism (IZSM)
- Interface
  - LAN interface
  - Industrial Ethernet
  - Analog output
- Communication Ports
  - EtherNet/IP
  - EtherCat
  - Modbus TCP
  - Ethernet TCP/IP
  - PROFINET
- DC Power Supply (10 – 30 Vdc)
- Analog Scale Inputs
- Units: kg, g, lb, tonne, ton, oz
- Panel or DIN Rail Enclosures (ACT300 DIN Rail webservice only no display)
- Stainless or Plastic Enclosures

This device was evaluated under the National Type Evaluation Program and was found to comply with the applicable technical requirements of "NIST Handbook 44: Specifications, Tolerances and Other Technical Requirements for Weighing and Measuring Devices." Evaluation results and device characteristics necessary for inspection and use in commerce are on the following pages.

Kevin Schnepp
Chair, NCWM, Inc.

Marc Paquette
Chair, NTEP Committee
Issued: May 17, 2026

9011 South 83rd Street / Lincoln, Nebraska 68516

The National Council on Weights and Measures (NCWM) does not approve, recommend or endorse any proprietary product or material, either as a single item or as a class or group. Results shall not be used in advertising or sales promotion to indicate explicit or implicit endorsement of the product or material by the NCWM.

NTEP Certificate of Conformance Submitted By Section

Standard Features and Options

NTEP Technical policy states that any Non metrological features may be listed on a CC, but only if the feature has been evaluated and operates as intended. This section will have all standard features and any optional features that are certified. Some examples

Semi-Automatic Zero Setting Mechanism	Semi-Automatic Tare	Initial Zero Setting Mechanism
Units or Measure (kg.g,lb,oz,)	Level Indicator	Voltage (AC/DC/Battery/Solar)
Stainless or Plastic Enclosure	Automatic Zero Tracking	Customer/Remote Display
Communication (Wi-fi, Bluetooth, Ethernet, RS-232, USB,	Sealing Method Category and method Wire, Audit Trail, Event Logger)	Tare (keyboard, PLU, proportional, percentage, Stored and programable)
Printing Capability (Internal, External)	Receipt format (Printed, email)	Payment methods(Cash, Credit, Mobile payments)
flow Rate and Price indications	Certified for cold and Hot water measuring	Biometric Hand Scanner

NTEP Certificate of Conformance Features and Options Software Identification

The Standard Features and Options Section will also have the software declaration that NTEP has started using this year. A company has the option to declare the software as Metrological and the number on the certificate should not change.

If a company doe not list a metrological software version number, then they are required to declare where in the software version number the metrological portion is then this format is used on the NTEP certificate. NTEP is phasing out "Or Higher" on Software Version Numbers.

Software Identification: Version 14.3.21.05

Major Identifier (14.) shall not increment, Minor Identifiers (3.21.05) can increment as needed for bug fixes and/or security enhancement

NTEP Certificate of Conformance Application Section

A Certificate of Conformance or CC consists of up to 14 parts, however, There are 6 parts that are very useful when performing field inspections.

1. "For:"
2. "Submitted By:"
3. "Standard Features and Options"
4. **"Application"**

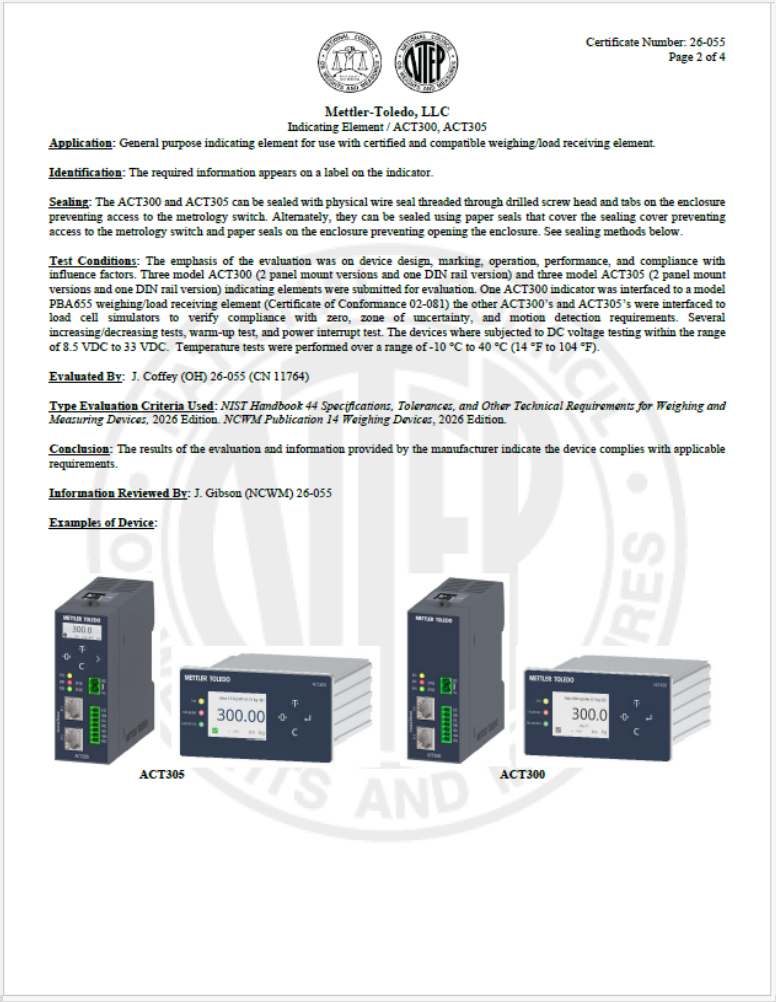

Certificate Number: 26-055
Page 2 of 4

Mettler-Toledo, LLC
Indicating Element / ACT300, ACT305

Application: General purpose indicating element for use with certified and compatible weighing/load receiving element.

Identification: The required information appears on a label on the indicator.

Sealing: The ACT300 and ACT305 can be sealed with physical wire seal threaded through drilled screw head and tabs on the enclosure preventing access to the metrology switch. Alternately, they can be sealed using paper seals that cover the sealing cover preventing access to the metrology switch and paper seals on the enclosure preventing opening the enclosure. See sealing methods below.

Test Conditions: The emphasis of the evaluation was on device design, marking, operation, performance, and compliance with influence factors. Three model ACT300 (2 panel mount versions and one DIN rail version) and three model ACT305 (2 panel mount versions and one DIN rail version) indicating elements were submitted for evaluation. One ACT300 indicator was interfaced to a model PBA655 weighing/load receiving element (Certificate of Conformance 02-081) the other ACT300's and ACT305's were interfaced to load cell simulators to verify compliance with zero, zone of uncertainty, and motion detection requirements. Several increasing/decreasing tests, warm-up test, and power interrupt test. The devices where subjected to DC voltage testing within the range of 8.5 VDC to 33 VDC. Temperature tests were performed over a range of -10 °C to 40 °C (14 °F to 104 °F).

Evaluated By: J. Coffey (OH) 26-055 (CN 11764)

Type Evaluation Criteria Used: *NIST Handbook 44 Specifications, Tolerances, and Other Technical Requirements for Weighing and Measuring Devices*, 2026 Edition. *NCWM Publication 14 Weighing Devices*, 2026 Edition.

Conclusion: The results of the evaluation and information provided by the manufacturer indicate the device complies with applicable requirements.

Information Reviewed By: J. Gibson (NCWM) 26-055

Examples of Device:

ACT305 ACT300

NTEP Certificate of Conformance Application Section

The Application section will describe the typical method of use for the device, if a device is being used in an application not listed it does not mean the device is not traceable to the certificate of conformance.

Application: The model NC26AA is a dynamic Multiple Dimension Measuring Device that utilizes a camera to dimension cuboidal shaped objects moving on a roller or belt conveyor.

Application: This system is for use in attended Model: CRS and self-checkout Model" CRS SCO retail point-of-sale (POS) applications when connected to an NTEP-certified and compatible scanner scale.

Application: A weighing/Load Receiving Element for general weighing applications when interfaced with an NTEP-certified and compatible indicating element. Models PU 8000 and PU 9000 with bubble levels are portable. The Model 12A and 14A are multiple-range Weighing/Load Receiving elements when interfaced with an NTEP-certified and compatible indicating element with the Multiple Range feature.

NTEP Certificate of Conformance Sealing Section

A Certificate of Conformance or CC consists of up to 14 parts, however, There are 6 parts that are very useful when performing field inspections.

1. "For:"
2. "Submitted By:"
3. "Standard Features and Options"
4. "Application"
5. **"Sealing"**

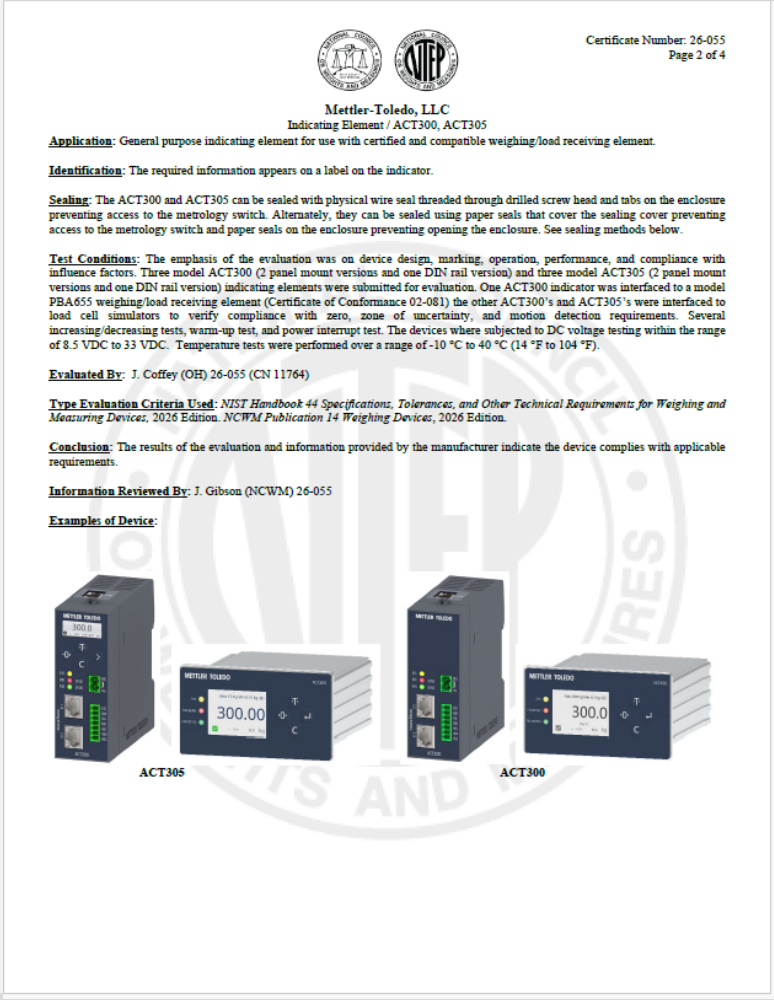

Certificate Number: 26-055
Page 2 of 4

Mettler-Toledo, LLC
Indicating Element / ACT300, ACT305

Application: General purpose indicating element for use with certified and compatible weighing/load receiving element.

Identification: The required information appears on a label on the indicator.

Sealing: The ACT300 and ACT305 can be sealed with physical wire seal threaded through drilled screw head and tabs on the enclosure preventing access to the metrology switch. Alternately, they can be sealed using paper seals that cover the sealing cover preventing access to the metrology switch and paper seals on the enclosure preventing opening the enclosure. See sealing methods below.

Test Conditions: The emphasis of the evaluation was on device design, marking, operation, performance, and compliance with influence factors. Three model ACT300 (2 panel mount versions and one DIN rail version) and three model ACT305 (2 panel mount versions and one DIN rail version) indicating elements were submitted for evaluation. One ACT300 indicator was interfaced to a model PBA655 weighing/load receiving element (Certificate of Conformance 02-081) the other ACT300's and ACT305's were interfaced to load cell simulators to verify compliance with zero, zone of uncertainty, and motion detection requirements. Several increasing/decreasing tests, warm-up test, and power interrupt test. The devices where subjected to DC voltage testing within the range of 8.5 VDC to 33 VDC. Temperature tests were performed over a range of -10 °C to 40 °C (14 °F to 104 °F).

Evaluated By: J. Coffey (OH) 26-055 (CN 11764)

Type Evaluation Criteria Used: *NIST Handbook 44 Specifications, Tolerances, and Other Technical Requirements for Weighing and Measuring Devices*, 2026 Edition. *NCWM Publication 14 Weighing Devices*, 2026 Edition.

Conclusion: The results of the evaluation and information provided by the manufacturer indicate the device complies with applicable requirements.

Information Reviewed By: J. Gibson (NCWM) 26-055

Examples of Device:

ACT305 ACT300

NTEP Certificate of Conformance Sealing Section Category One

The Sealing Section will contain information on how to properly seal the device based on its method of sealing. Here are a few examples of Category one.

Tamper evident security seal

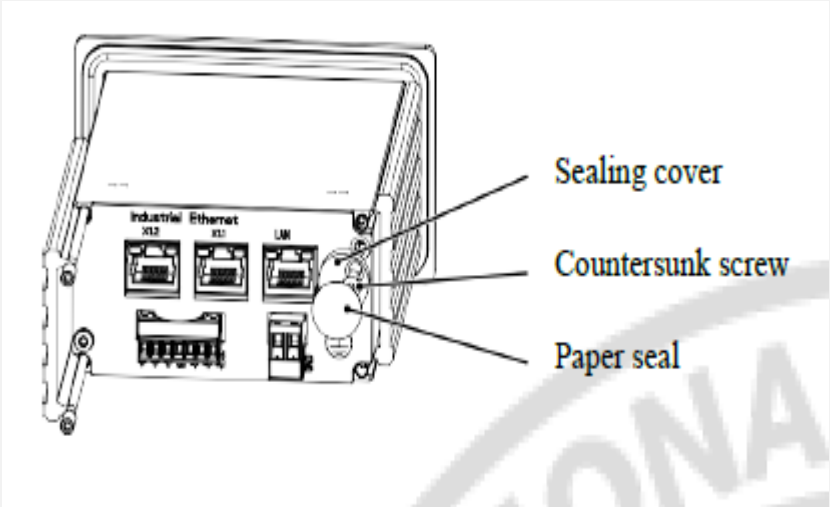

Wire seal thru sealing screws and brackets

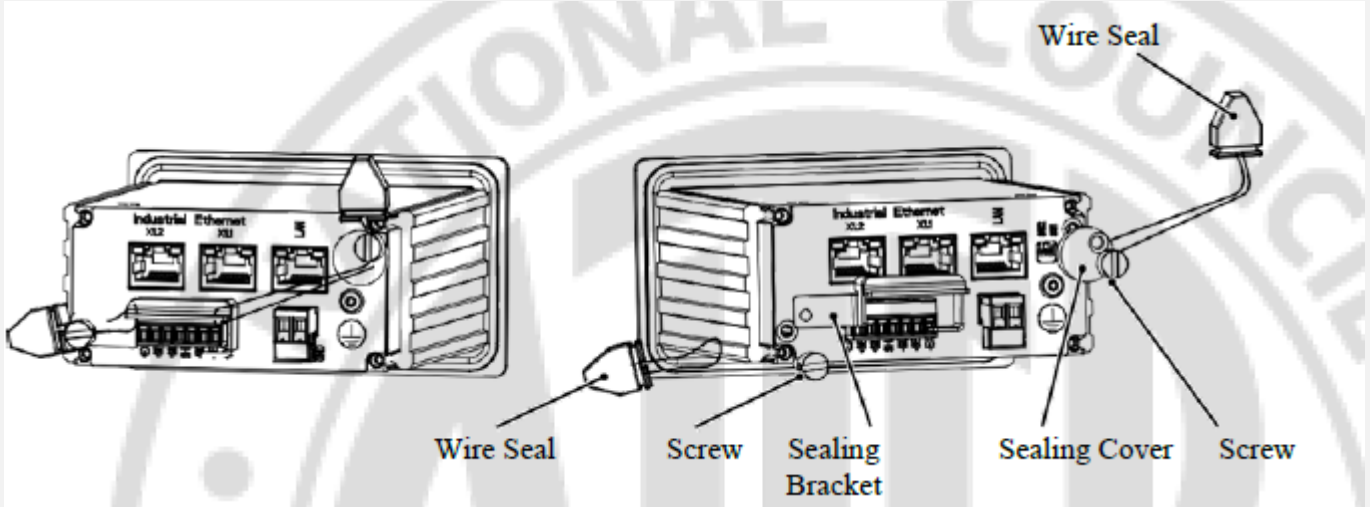

NTEP Certificate of Conformance Sealing Section Category Two

The sealing section will contain information on how to properly seal the device based on its method of sealing. Category two sealing methods will use some form of physical seal then once broken remote access is allowed.

Category two sealing is not common as it requires a person onsite to break the seal then reseal the device once calibration or configuration changes have been made.

NTEP Certificate of Conformance Sealing Section Category Three

The sealing section will contain information on how to properly seal the device based on its sealing method. Here are some examples of a Category three event logger.

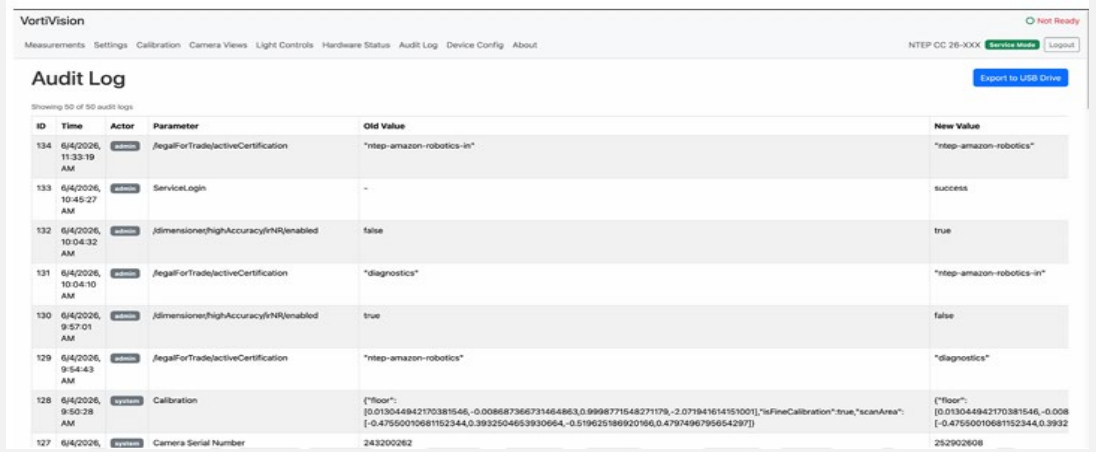



NTEP Certificate of Conformance Example of Device Section

A Certificate of Conformance or CC consists of up to 14 parts, however, There are 6 parts that are very useful when performing field inspections.

1. "For:"
2. "Submitted By:"
3. "Standard Features and Options"
4. "Application" statement
5. "Sealing" statement
6. **"Examples of Device:"**

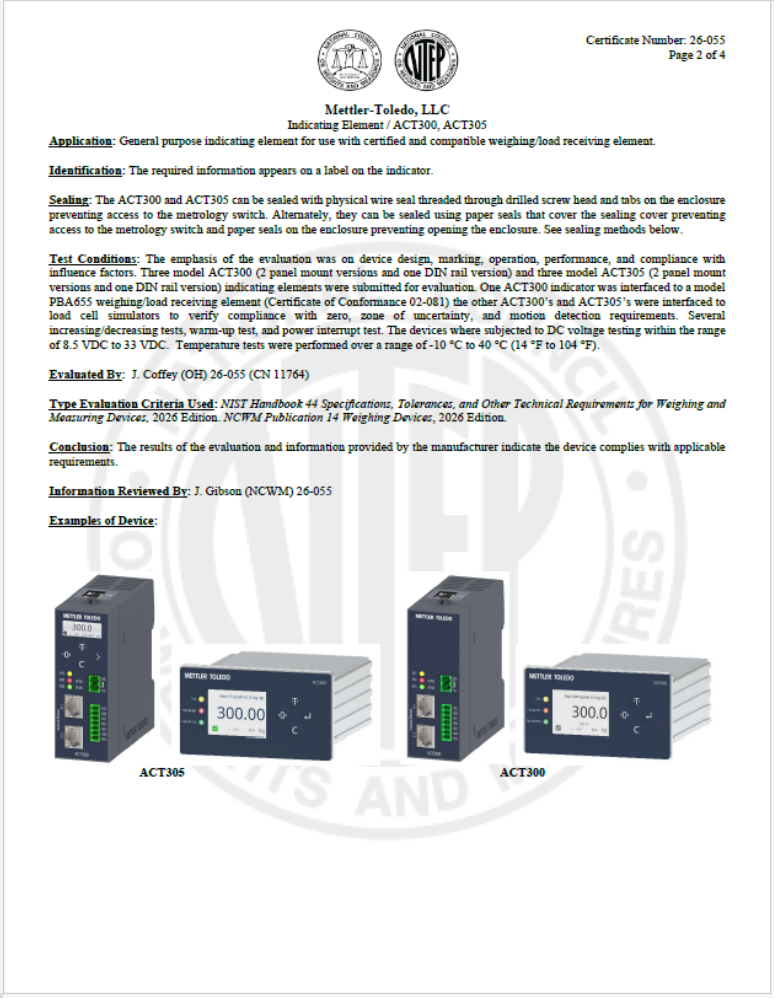

Certificate Number: 26-055
Page 2 of 4

Mettler-Toledo, LLC
Indicating Element / ACT300, ACT305

Application: General purpose indicating element for use with certified and compatible weighing/load receiving element.

Identification: The required information appears on a label on the indicator.

Sealing: The ACT300 and ACT305 can be sealed with physical wire seal threaded through drilled screw head and tabs on the enclosure preventing access to the metrology switch. Alternately, they can be sealed using paper seals that cover the sealing cover preventing access to the metrology switch and paper seals on the enclosure preventing opening the enclosure. See sealing methods below.

Test Conditions: The emphasis of the evaluation was on device design, marking, operation, performance, and compliance with influence factors. Three model ACT300 (2 panel mount versions and one DIN rail version) and three model ACT305 (2 panel mount versions and one DIN rail version) indicating elements were submitted for evaluation. One ACT300 indicator was interfaced to a model PBA655 weighing/load receiving element (Certificate of Conformance 02-081) the other ACT300's and ACT305's were interfaced to load cell simulators to verify compliance with zero, zone of uncertainty, and motion detection requirements. Several increasing/decreasing tests, warm-up test, and power interrupt test. The devices where subjected to DC voltage testing within the range of 8.5 VDC to 33 VDC. Temperature tests were performed over a range of -10 °C to 40 °C (14 °F to 104 °F).

Evaluated By: J. Coffey (OH) 26-055 (CN 11764)

Type Evaluation Criteria Used: *NIST Handbook 44 Specifications, Tolerances, and Other Technical Requirements for Weighing and Measuring Devices*, 2026 Edition. *NCWM Publication 14 Weighing Devices*, 2026 Edition.

Conclusion: The results of the evaluation and information provided by the manufacturer indicate the device complies with applicable requirements.

Information Reviewed By: J. Gibson (NCWM) 26-055

Examples of Device:

ACT305 ACT300

NTEP Certificate of Conformance Examples of Device

Weighing Load Receiving Element



Volume Dimensioner



Automatic Weighing System



Taxi Meter Display

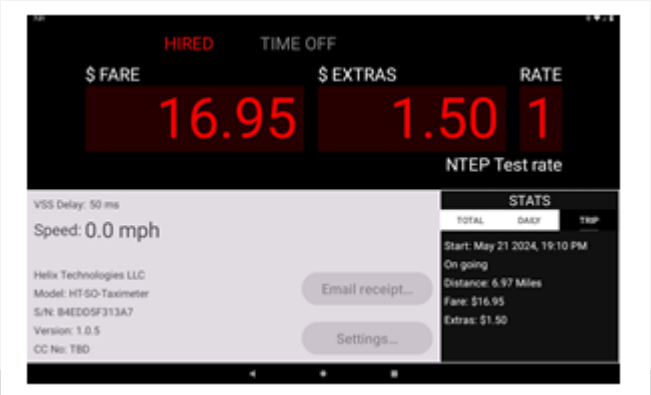

Mass Flow Meter



NTEP Certificate of Conformance

Where Can I Find A Certificate of Conformance

All Certificates of Conformance can be downloaded from the NCWM web site at:

NTEP Certificates of Conformance Database Search | NCWM

NTEP Certificate of Conformance

When on the site, enter the appropriate information into any of the available fields and click on the "SEARCH" button. When the search is complete a link is available to download a PDF version of the certificate. Using the Certificate of Conformance number is the best option.

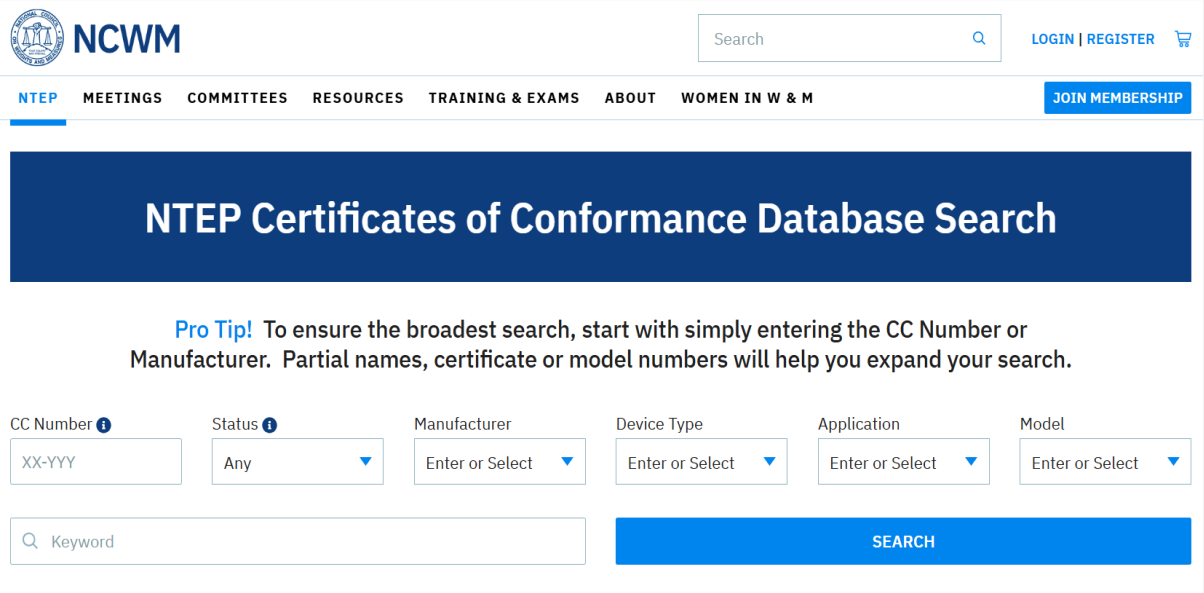

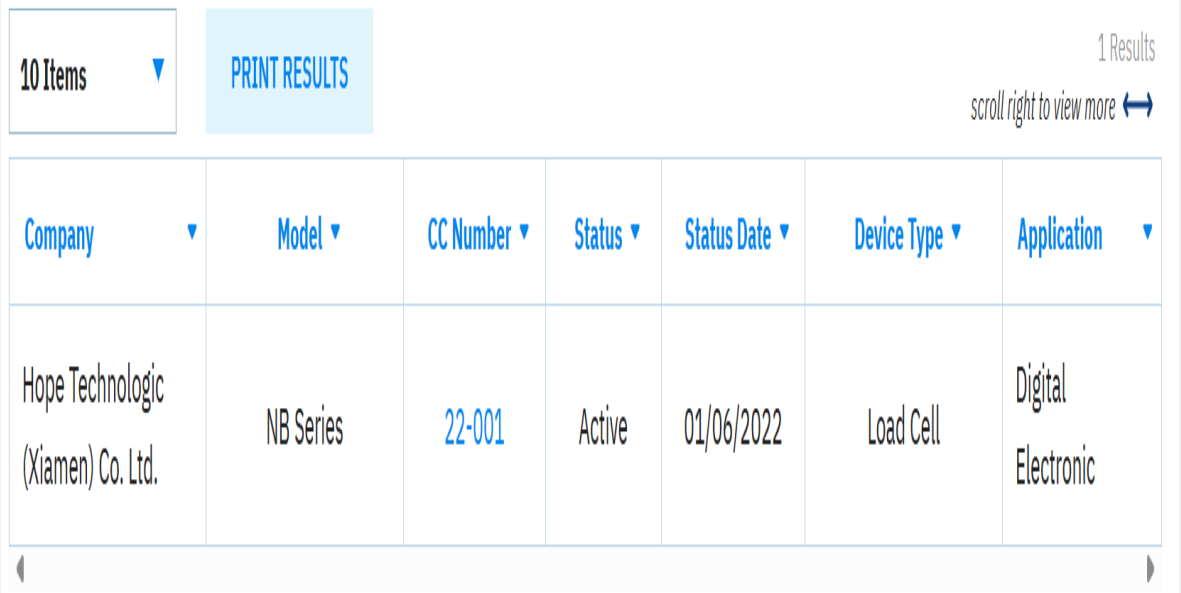

NTEP Certificate of Conformance

What do I do when I find an error on the NTEP Certificates of Conformance Database search?

NTEP does want to know if there are errors found when using the NTEP Certificates of Conformance Database search.

The NTEP Certificate of Conformance information is entered manually in the database, and errors do happen so please pass them to:

Danyelle Dolan
Project Coordinator
(402) 434-4880
Email: danyelle.dolan@ncwm.com

Jeff Gibson
NTEP Administrator
(740) 507-36343
Email: jeff.gibson@ncwm.com

Thank you for your time today any questions or suggestions.

Jeff Gibson
NTEP Administrator
(740) 507-36343
Email: jeff.gibson@ncwm.com